



# Outdoor Seating

# Sleeper Seating



**3.6m Sleeper Bench**

L 3600 W195 H 420mm



**2.4m Sleeper Bench**

L 2400 W195 H 420mm



**1.4m Sleeper Bench**

L 1400 W195 H 420mm



**1.4m Sleeper Bench and Table Set**

Bench Dimensions:

L 1400 x W 195 x H 420mm

Table Dimensions:

L 1400 x W 400 x H 620mm

**2.4m Sleeper Bench and Table Set**

Bench Dimensions:

L 3600 x W 195 x H 420mm

Table Dimensions:

L 2400 x W 400 x H 620mm



All Sleeper Seating is constructed from 195mm x 195mm Sleepers



# Sleeper Seating

**1.8m Curved Sleeper Bench**

L 1793 x W388 H 420mm



**1.3m Curved Sleeper Bench**

L 1194 x W430 H 420mm



**2m Hexagonal Tree Seat**

L 2000 x W2000 x H 470mm




**3m Octagonal Tree Seat**

L 3000 x W 3000 x H 470mm



**2m Half Hexagonal Tree Seat**

L 1983x W890  
x H470mm



**3m Half Octagonal Tree Seat**

L 1694 x W 3000 x H 470mm



**3m Open Octagonal Tree Seat**

L 2657 x W 3000 x H 470mm



More Sleeper Seating Options can be found in our Early Years Brochure



# Timber Benches



## Ashton Bench


Bench Dimensions:

- L 1800
- W 600
- H 880mm

## Knolton Bench

Bench Dimensions:

- L 2000
- W 518
- H 740




## Rednall Bench with Back

L 1660 x W 458 x H 786mm

## Ifton Bench

Available in two sizes

1800mm x 450mm x 450mm  
1400mm x 450mm x 450mm



## Rednall Bench with No Back

- L 1660 x W 298 x H 450mm





# Timber Picnic Tables



## Frankton Picnic Bench

Length: 1600mm

Width: 1540mm

Height: 765mm

## Holt Picnic Bench

Available with timber or steel tops

Length: 1666mm

Width: 1340mm

Height: 766mm

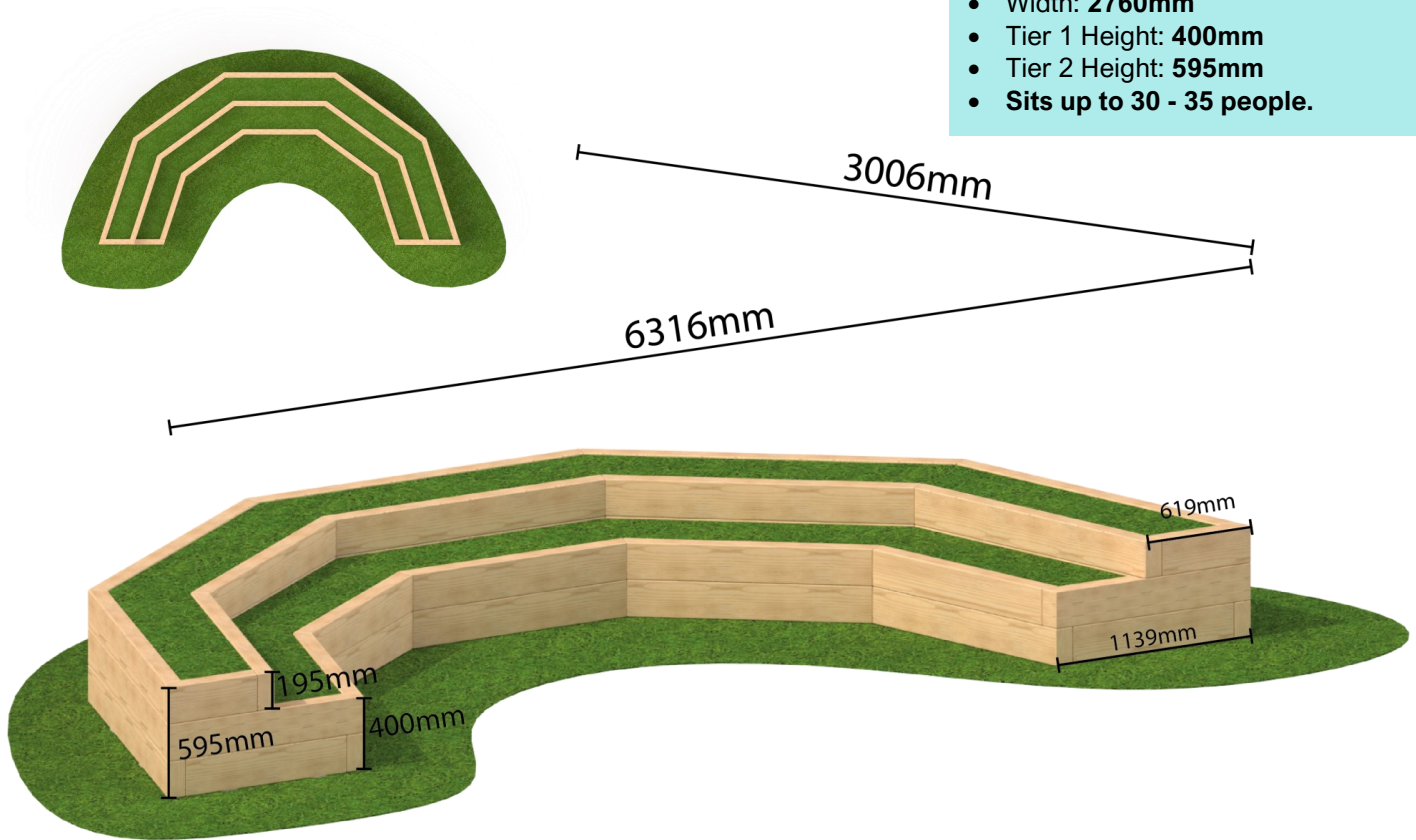




# Timber Amphitheatres

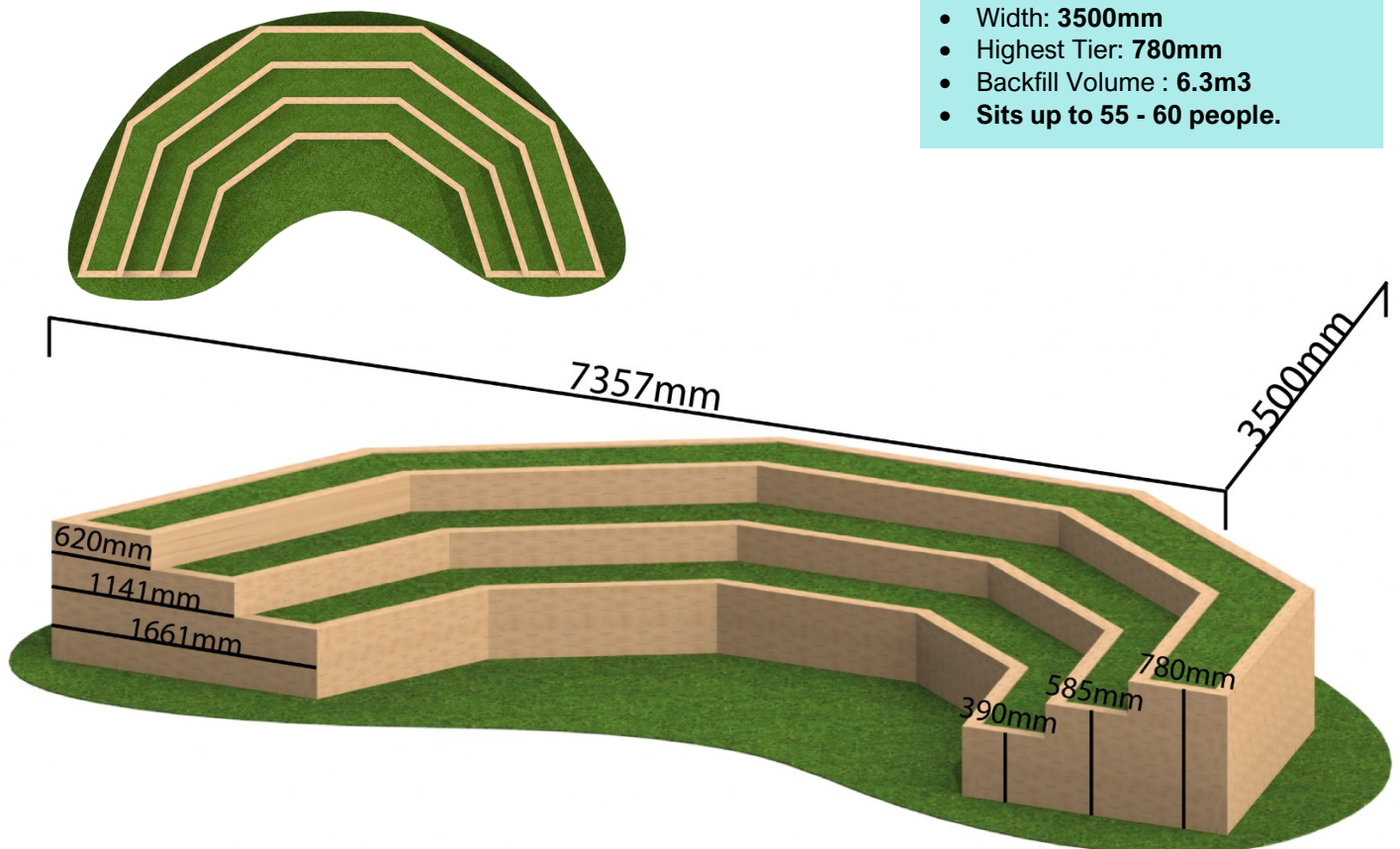
## 2 Tier 5 Sided

- Constructed out of 195 x 195mm Sleepers
- Length: **6316mm**
- Width: **2760mm**
- Tier 1 Height: **400mm**
- Tier 2 Height: **595mm**
- Sits up to **30 - 35 people**.



## 3 Tier 5 Sided

- Constructed out of 195 x 195mm Sleepers
- Length: **7357mm**
- Width: **3500mm**
- Highest Tier: **780mm**
- Backfill Volume : **6.3m3**
- Sits up to **55 - 60 people**.

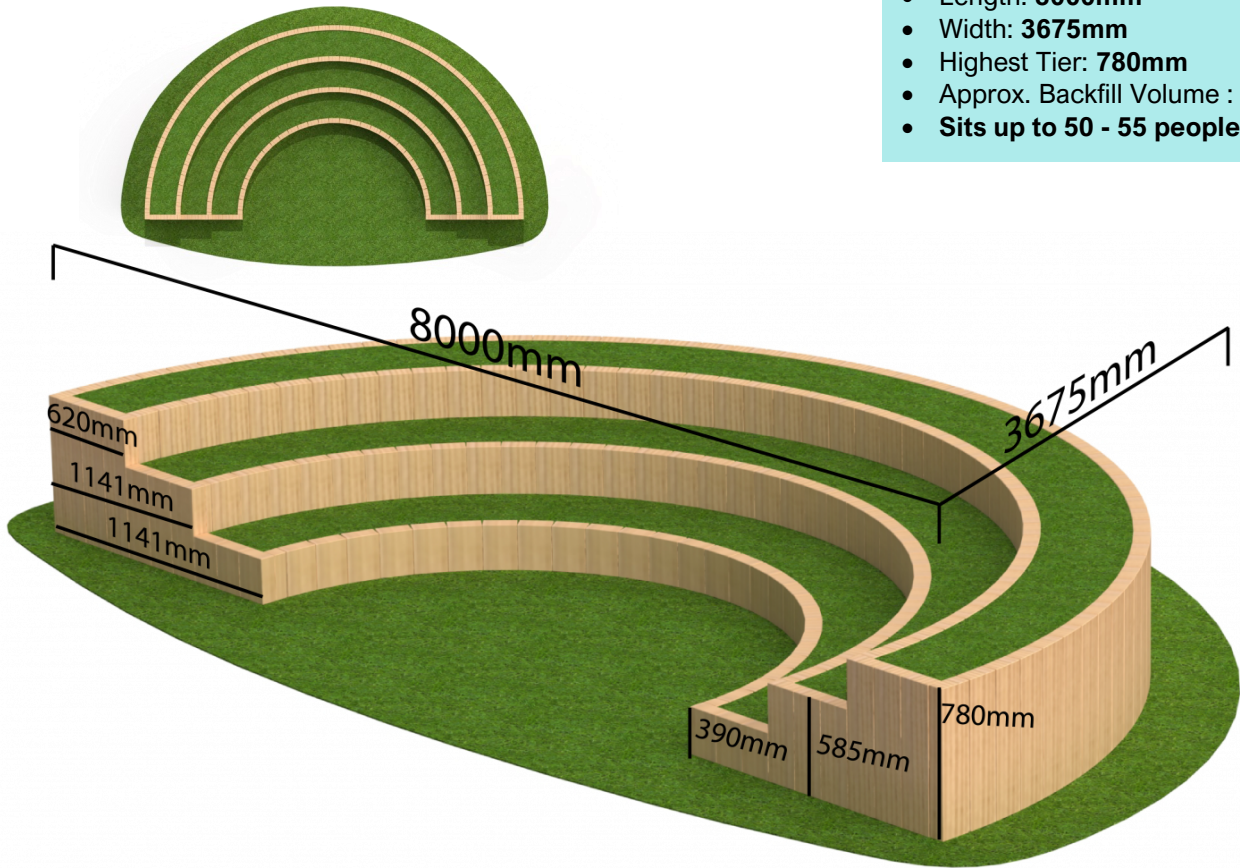




# Timber Amphitheatres

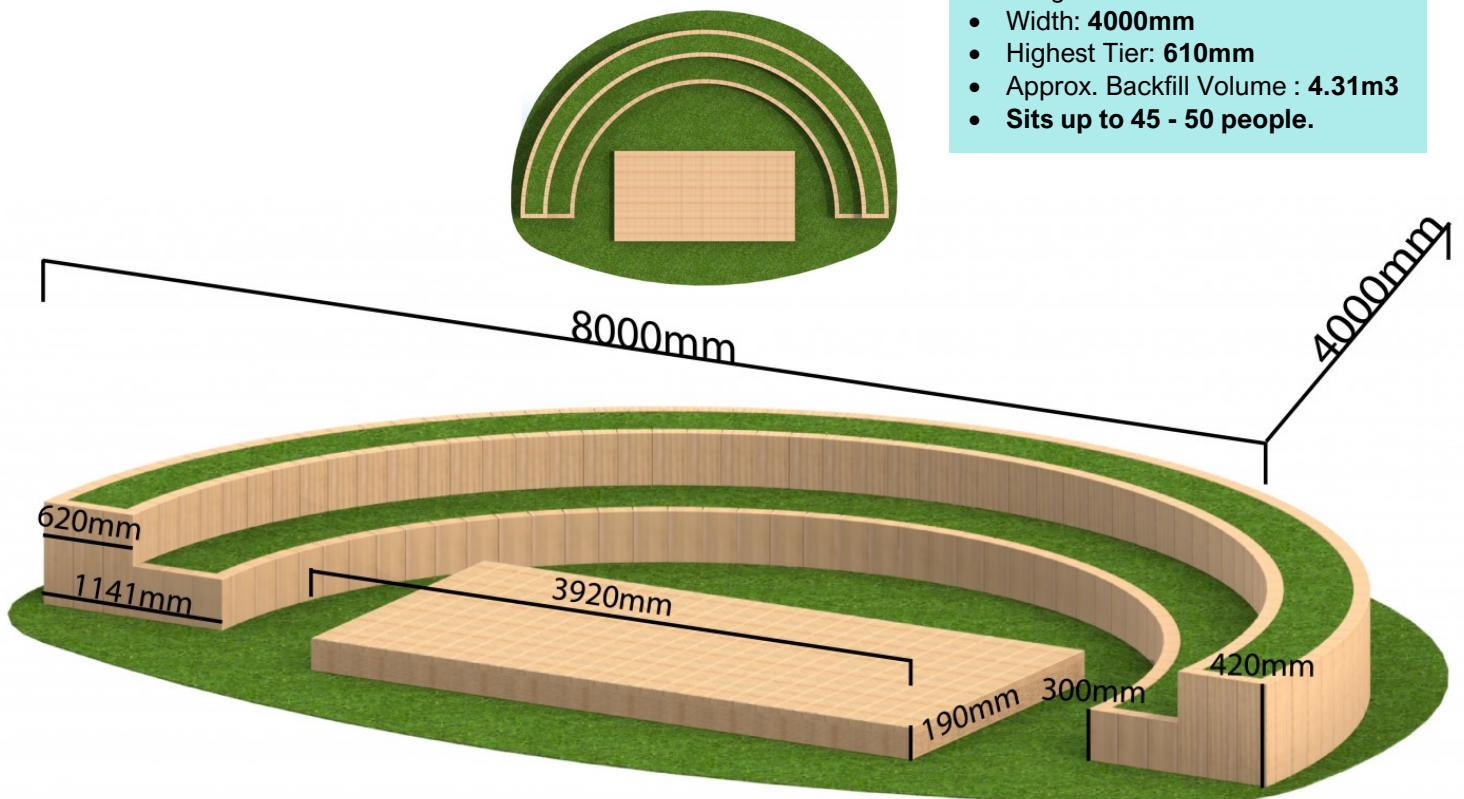
## 3 Tier Curved

- Constructed out of 195 x 195mm Sleepers
- Length: **8000mm**
- Width: **3675mm**
- Highest Tier: **780mm**
- Approx. Backfill Volume : **7.15m<sup>3</sup>**
- **Sits up to 50 - 55 people.**



## 2 Tier Curved with Stage

- Constructed out of 195 x 195mm Sleepers
- Length: **8000mm**
- Width: **4000mm**
- Highest Tier: **610mm**
- Approx. Backfill Volume : **4.31m<sup>3</sup>**
- **Sits up to 45 - 50 people.**

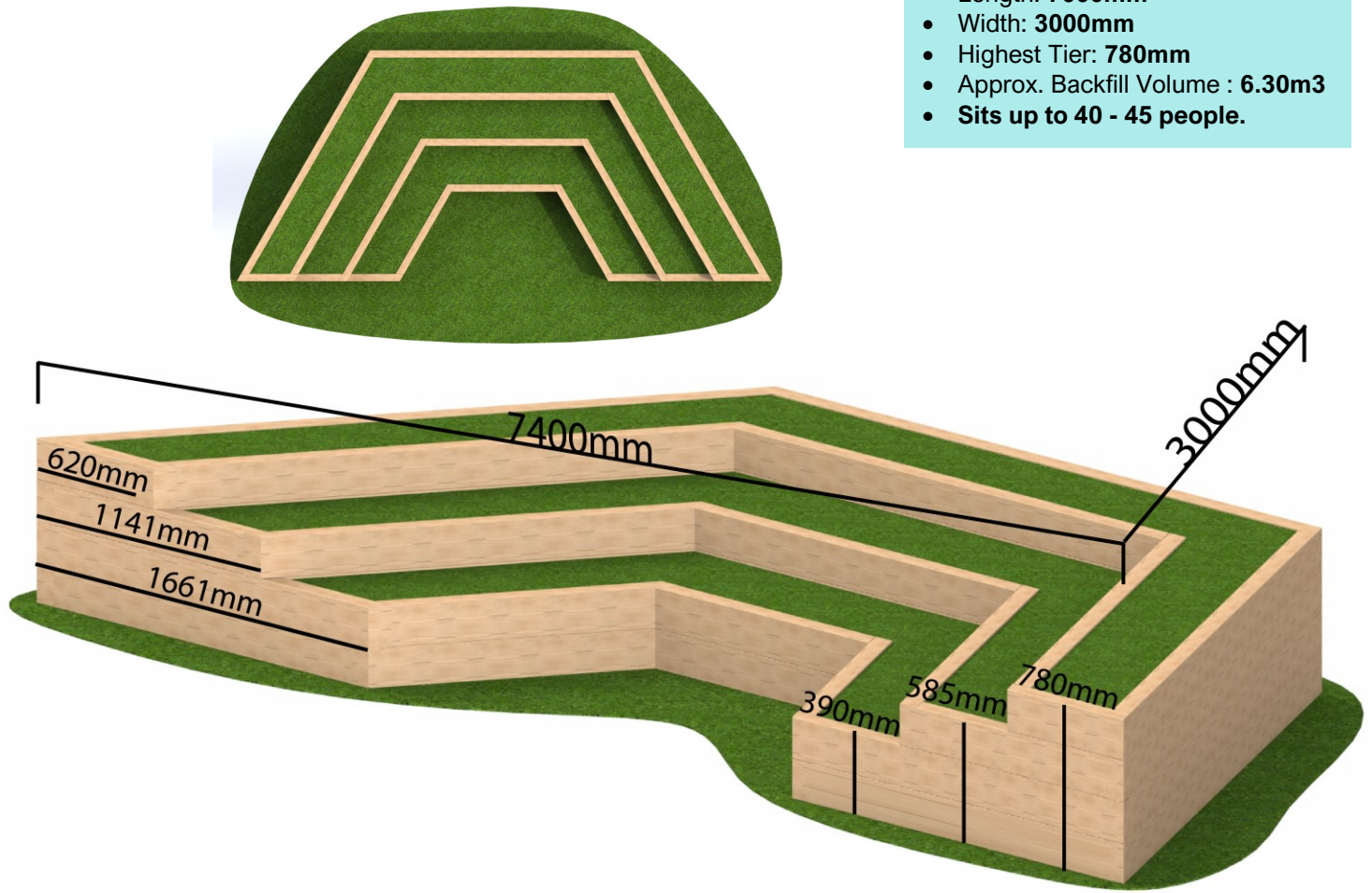




# Timber Amphitheatres

## 3 Tier 3 Sided

- Constructed out of 195 x 195mm Sleepers
- Length: **7000mm**
- Width: **3000mm**
- Highest Tier: **780mm**
- Approx. Backfill Volume : **6.30m<sup>3</sup>**
- Sits up to **40 - 45 people**.





# Timber Amphitheatres

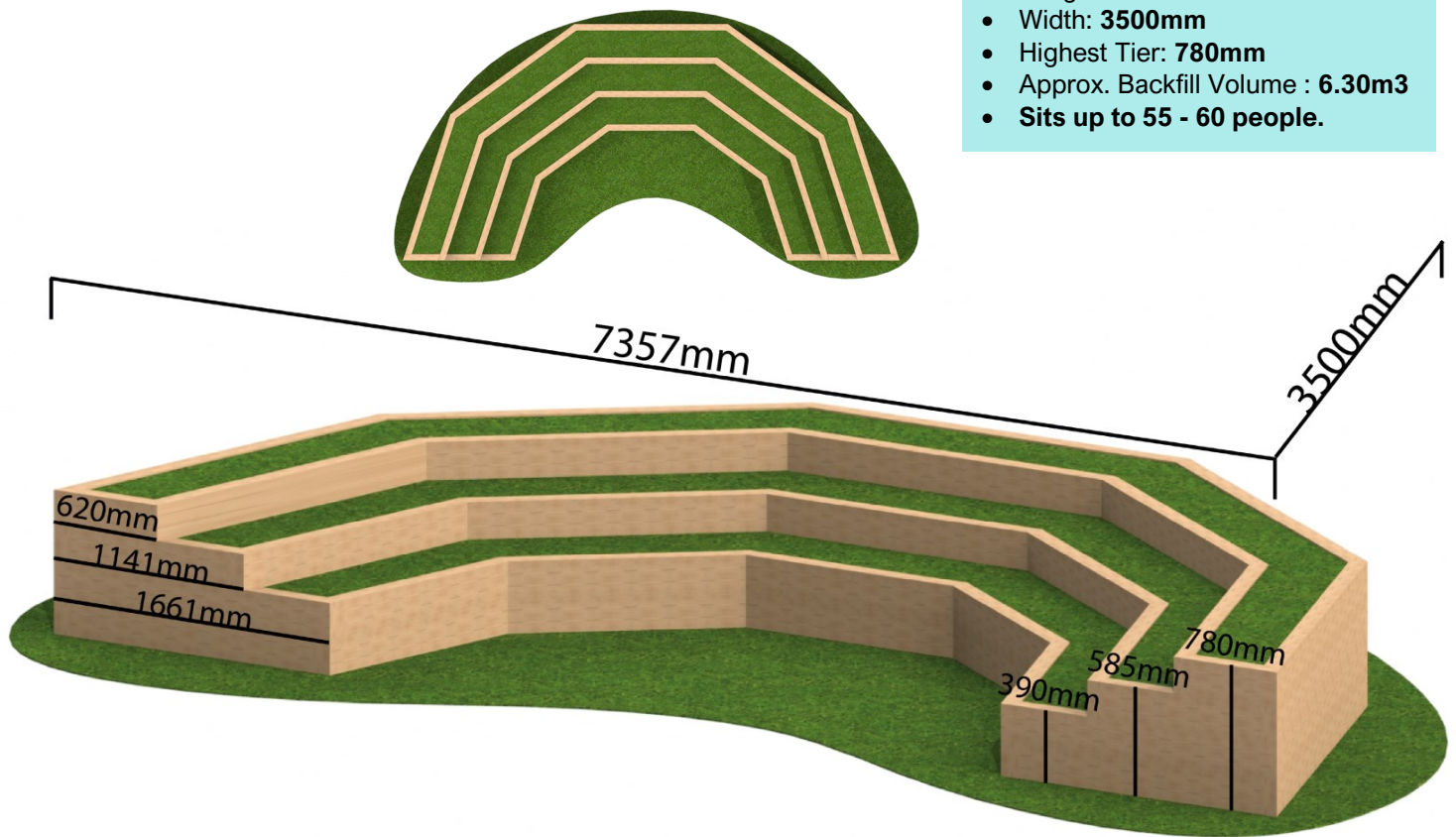




# Timber Amphitheatres

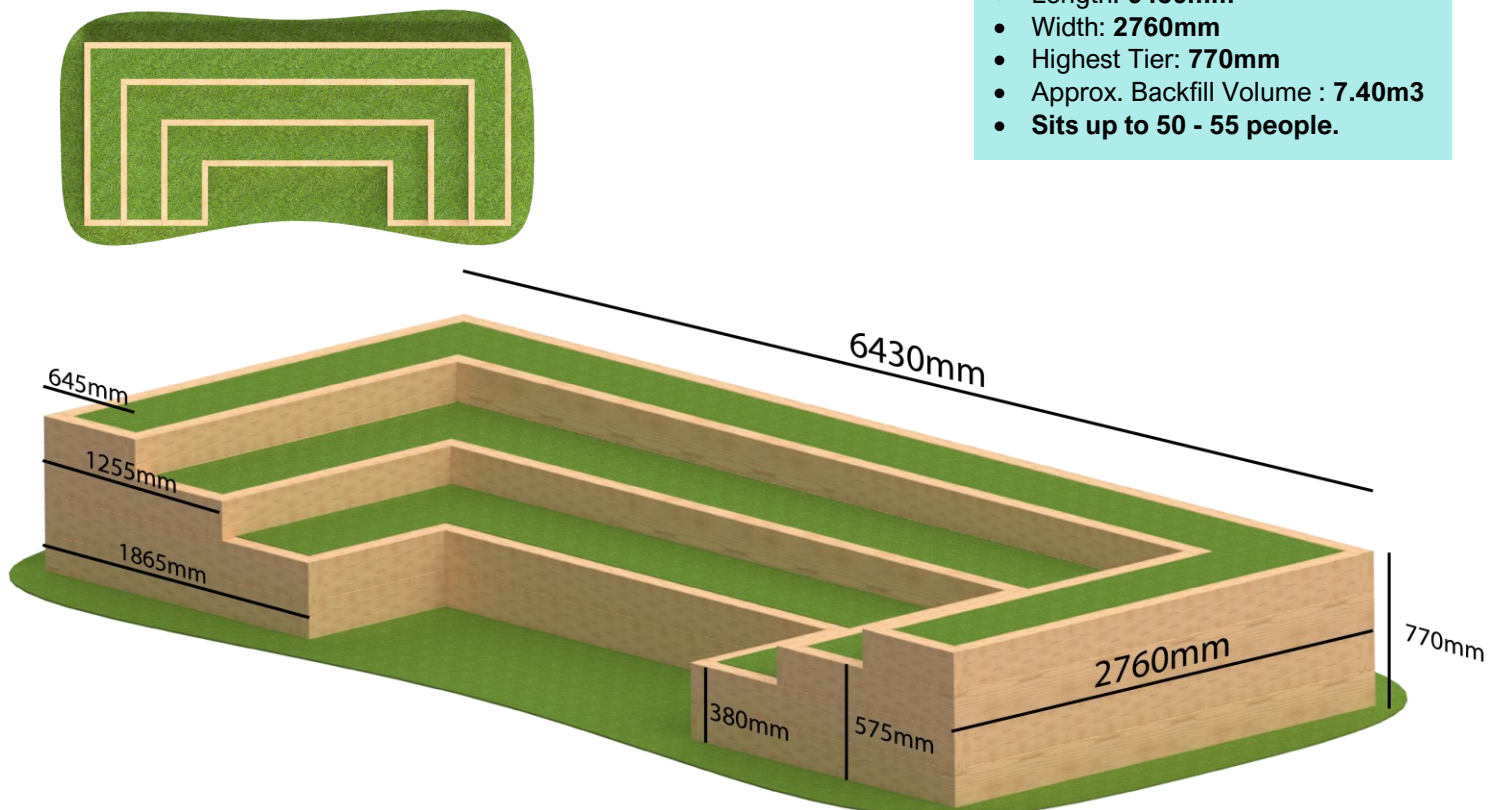
## 3 Tier 5 Sided

- Constructed out of 195 x 195mm Sleepers
- Length: **7357mm**
- Width: **3500mm**
- Highest Tier: **780mm**
- Approx. Backfill Volume : **6.30m<sup>3</sup>**
- Sits up to **55 - 60 people**.



## 3 Tier Square

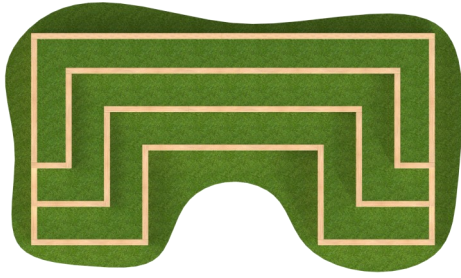
- Constructed out of 195 x 195mm Sleepers
- Length: **6430mm**
- Width: **2760mm**
- Highest Tier: **770mm**
- Approx. Backfill Volume : **7.40m<sup>3</sup>**
- Sits up to **50 - 55 people**.



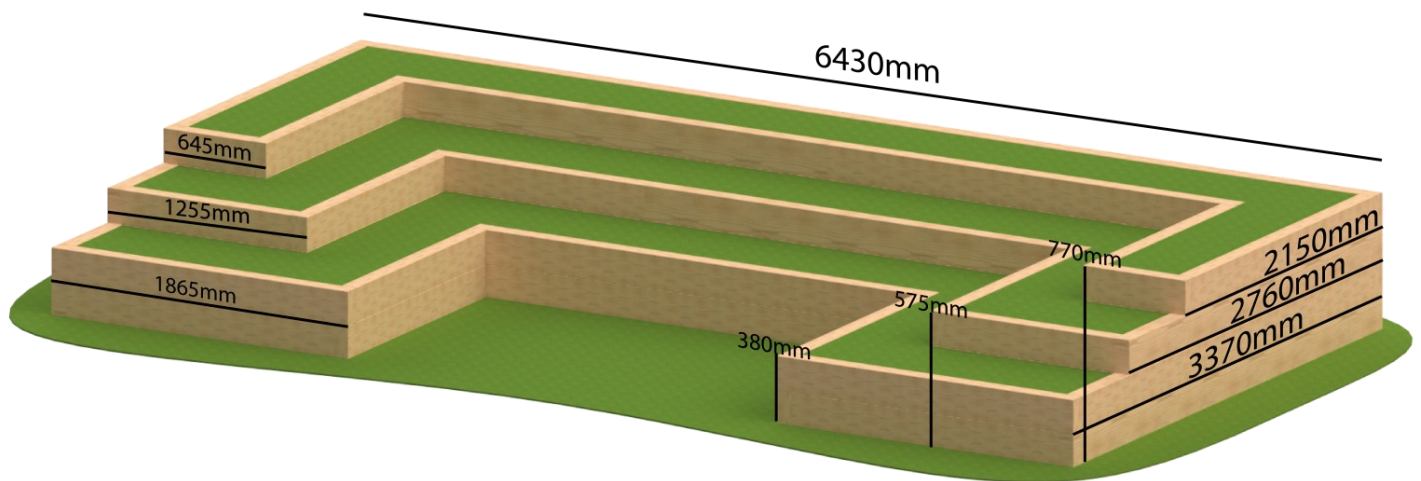


# Timber Amphitheatres

### 3 Tier Staggered



- Constructed out of 195 x 195mm Sleepers
- Length: **6430mm**
- Width: **3370mm**
- Highest Tier: **770mm**
- Approx. Backfill Volume : **8.03m3**
- **Sits up to 60 - 65 people.**





# Tree Trunks



## Tree Trunks

Perfect for children's gardens, outdoor play, or natural seating.

Each Tree Trunk adds an element of natural play to any outdoor space. The tree trunks are not treated so they will naturally decay over time.

Available in lengths up to 3.6m with an average diameter between 50 - 60cm.

## 2.4m Tree Trunk Bench




Average diameter between 50 - 60cm

## 2.4m Tree Trunk Balance Beam



L: 2400mm W: 550mm H: 550mm  
(approx dimensions)



## Available Features Include:

Seat Cut Outs



Flat Top & Cross Hatch



'V' Cut Outs



Peeled





# Tree Trunks



Create a natural seating area by combining the tree trunk chair and natural stools. Both products can be supplied with the bark intact or peeled.

It is important to note that all the Tree Trunk products are untreated, and the bark and timber will naturally decay over time.

## **Natural Stool**

Dia: 175 - 225mm H: 500mm  
(approx dimensions)

## **Tree Trunk Chair**

Dia: 500-600mm H: 1000mm  
(approx dimensions)



## **Natural Stepping Logs**

Dia: 500-600mm Height: 150mm  
(approx dimensions)



## **Natural Step Ups**

L: 1610mm W: 550mm H: 450mm  
(approx dimensions)










# Powder Coated Steel Benches

## 3 Section Seat



• Length: 3200mm • Width: 900mm

## 3 Section Bench



• Length: 3200mm • Width: 900mm • Height: 400mm

## 3m Steel Slatted Seat



• Length: 3000mm • Height: 450mm

## 2m Steel Slatted Seat



• Length: 2000mm • Height: 450mm

## Curved Park Bench



• Height: 450mm • Width: 250mm

## Park Bench



• Length: 2000mm • Height: 450mm



# HDPE Seating - Recycled Plastic Barford Bench

This recycled plastic bench is ideal for exposed areas where a traditional wooden bench would not last. It can be fixed to the ground to prevent theft and is highly resistant to vandals.

The Barford 1800 Bench is more traditional with narrower seat planks. Formed from recycled plastic moulded bench frames and contrasting colour recycled plastic seat planks. Never needs paint, is impervious to water, frost, mould and insects. No splinters and will not warp or crack. Ground anchors available to fix to the ground.



- Black Frame
- Backed Bench Length: 1800mm
- Seat Height: 440mm
- Seat Width: 360mm
- Overall Height: 810mm
- Overall Depth: 685mm
- Weight: 60 kg

Standard Colours Available

- Cedar
- Redwood
- Brown

Also available in 1200mm length

Each 1800mm Barford Bench Seat uses the equivalent of **1200** recycled milk bottles to produce the materials to manufacture each bench - That's 1200 milk bottles that DIDN'T go into land fill!



- Black Frame
- Backless Bench Length: 1800mm
- Seat Height: 415mm
- Seat Width: 265mm
- Overall Height: 810mm
- Weight: 27 kg

Standard Colours Available

- Cedar
- Redwood
- Brown

Also available in 1200mm length

Each 1800mm Backless Barford Bench Seat uses the equivalent of **540** recycled milk bottles to produce the materials to manufacture each bench - That's 540 milk bottles that DIDN'T go into land fill!



# HDPE Seating - Recycled Plastic Picnic Bench



## 1500mm Picnic Bench

- Black recycled plastic frame work
- Cedar colour recycled plastic planks
- Resistant to vandalism
- Heavy duty construction
- Steel reinforced seat planks
- W 1500mm H 750mm W 1260mm



## 1800mm Picnic Bench

- Black recycled plastic frame work
- Cedar colour recycled plastic planks
- Resistant to vandalism
- Heavy duty construction
- Steel reinforced seat planks
- W 1800mm H 750mm W 1260mm



Most of the recycled materials used are manufactured from post consumer recycled (PCR) waste, including HDPE milk and detergent bottles that could have otherwise gone into landfill sites. This PCR material is subject to various processing cycles which include a thorough cleaning and grinding before being remanufactured into the high quality materials.



# HDPE Seating - Game Top Picnic Tables

Game Board A-Frame Picnic Tables are manufactured using high quality recycled plastic profiles, with black frame work combined with contrasting LumbeRock seat planks which are steel reinforced for extra durability.

All the Game Board activities are supplied with playing pieces, dry-wipe pens or toy cars where required. They also feature a new rounded aluminium edging strip, purpose made plastic corner protectors and a scratch resistant over-laminate to protect the printed designs from scratching.



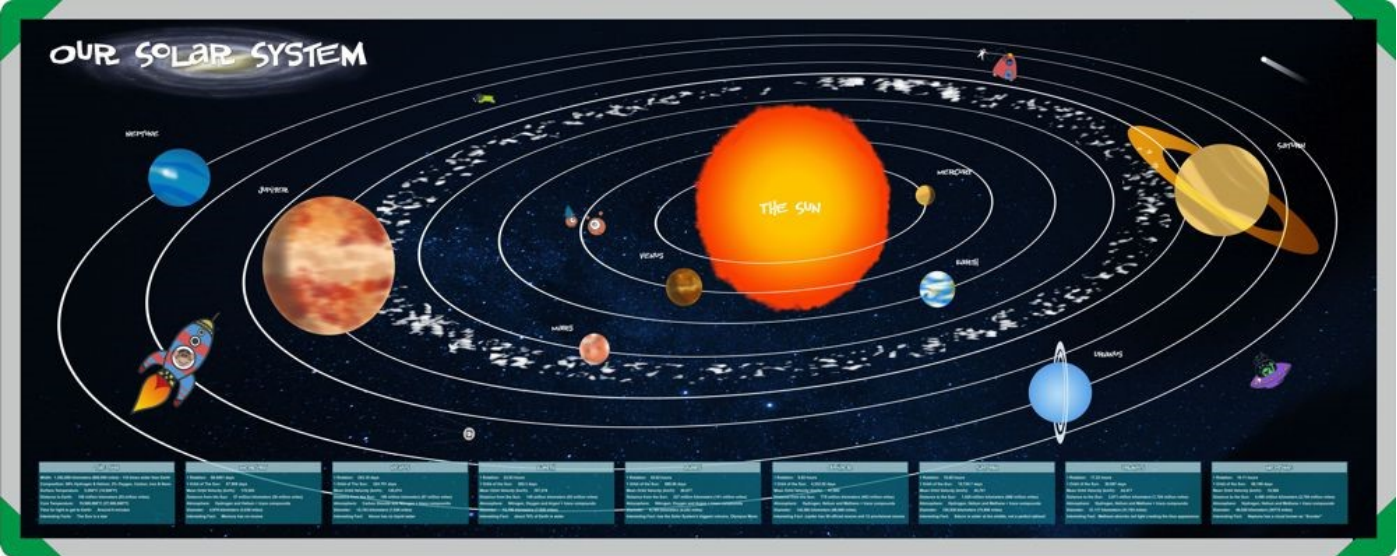
- Width: 1500mm • Table Top Depth: 608mm
- 100% recycled plastic table construction
- Steel reinforced seat planks
- Printed table top design
- Scratch resistant over-laminate
- Supplied with games pieces where applicable
- Rounded aluminium edging
- Purpose made plastic corner protection covers
- Ground anchors available



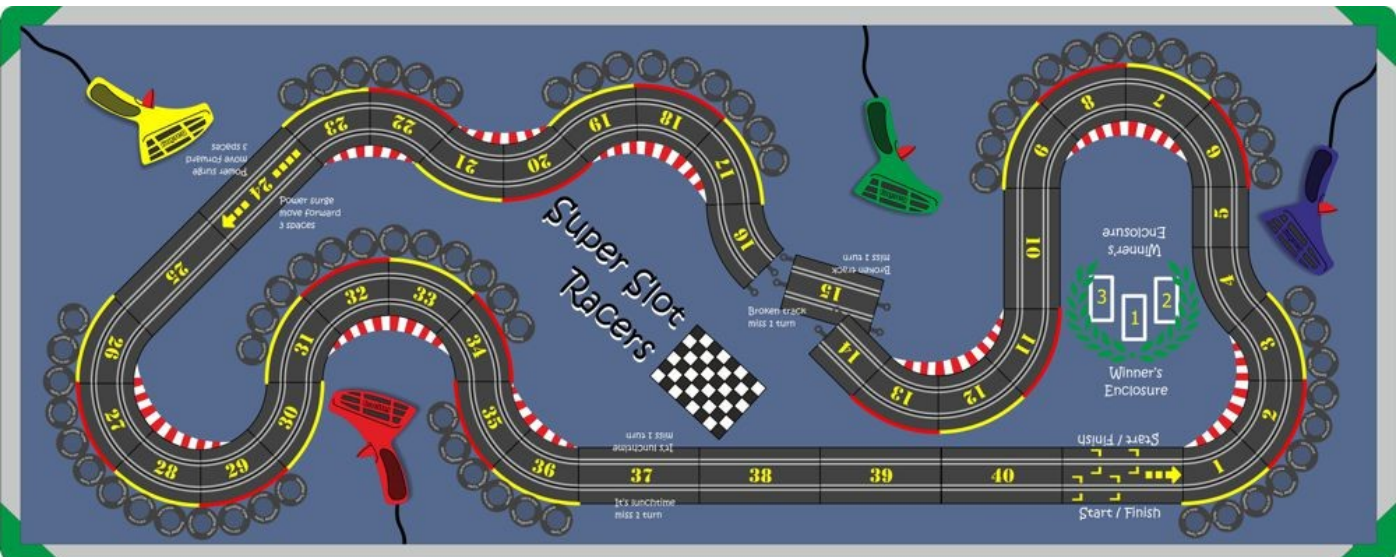


## HDPE Seating - Game Top Picnic Tables

# Our Solar System



# Super Slot Racers



## Track and Field



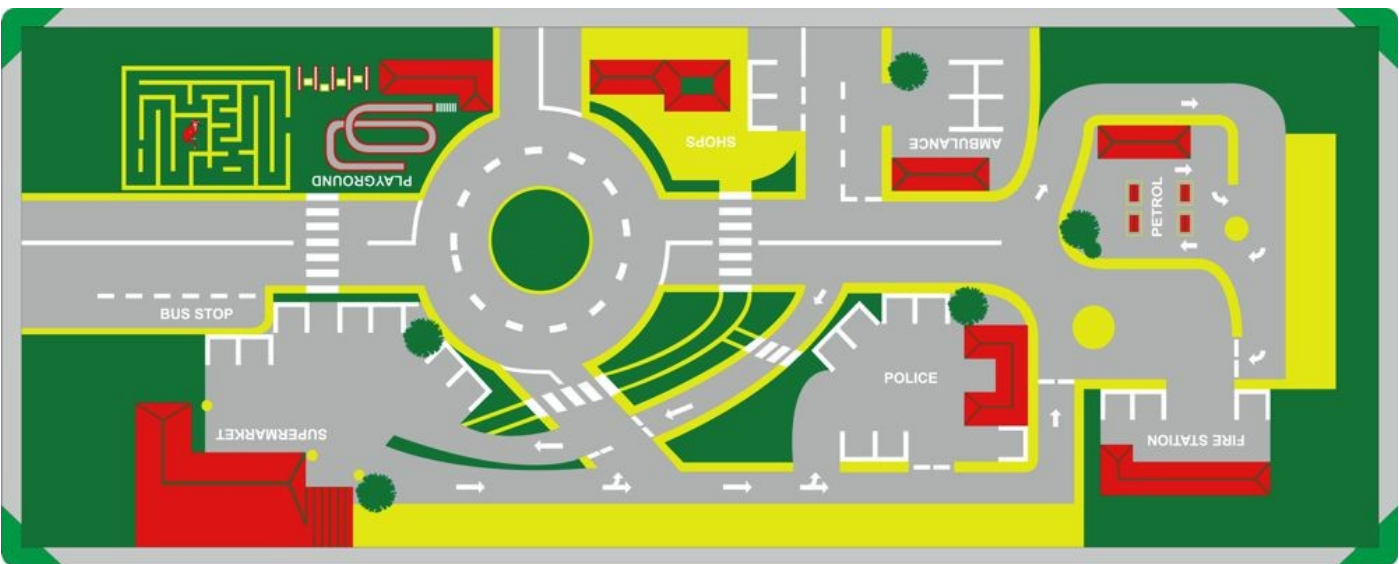


# HDPE Seating - Game Top Picnic Tables

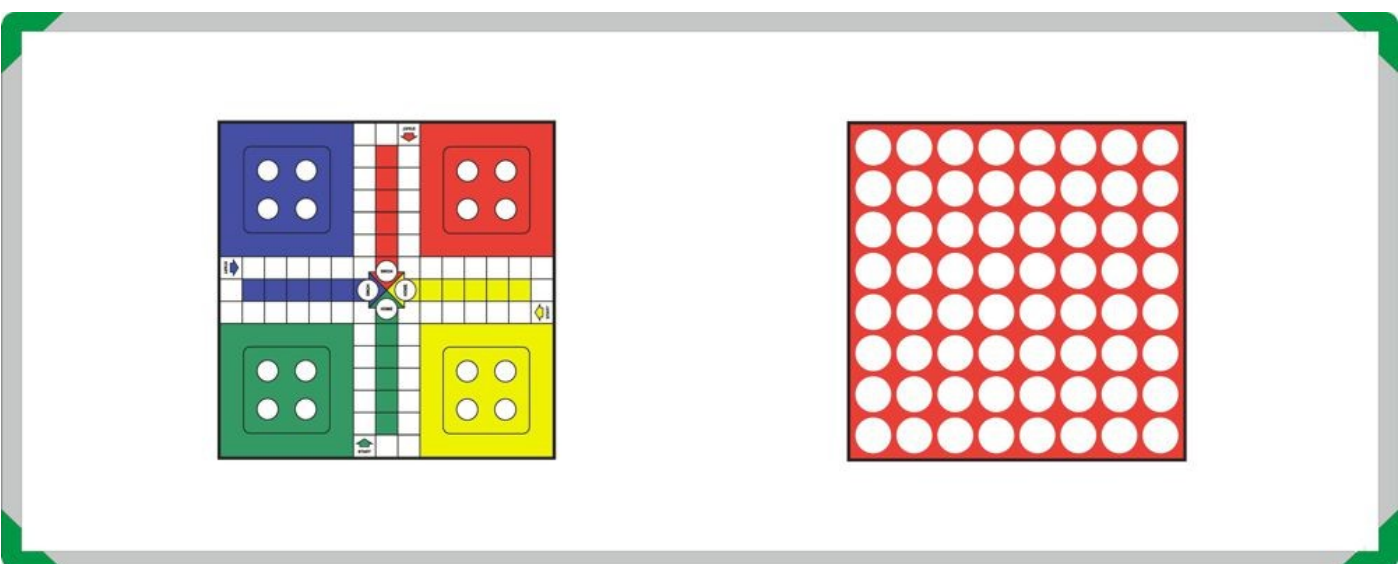
## World Quiz



## Toy Town Roadway




## Ludo with 4-in-a-row



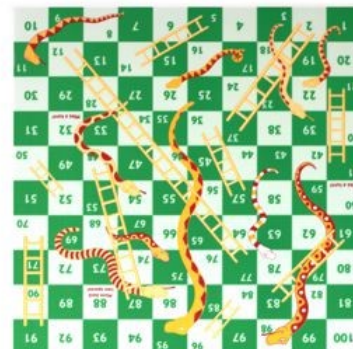


# HDPE Seating - Game Top Picnic Tables



## Draught Board with Snakes and Ladders



## Double Snakes and Ladders




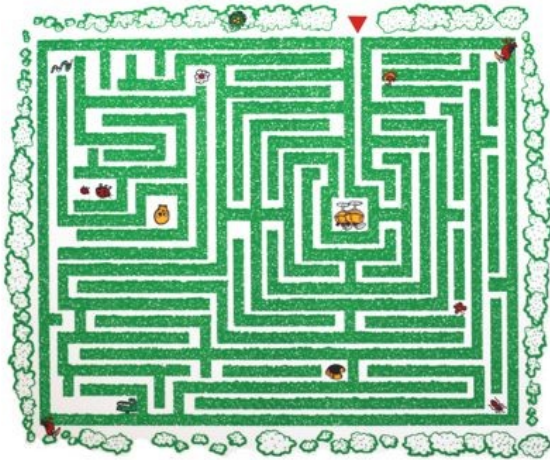
## Double Chess Board





# HDPE Seating - Game Top Picnic Tables



## Maze Game and Snakes and Ladders



## Double Maze Game



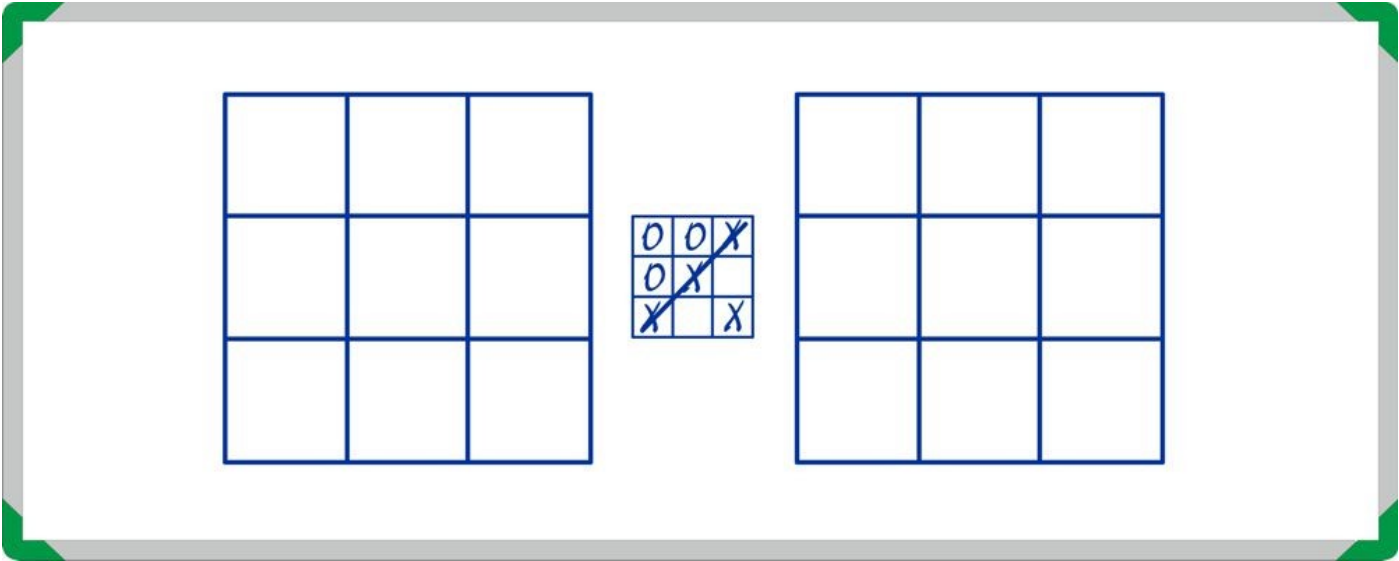
## Double Draughts



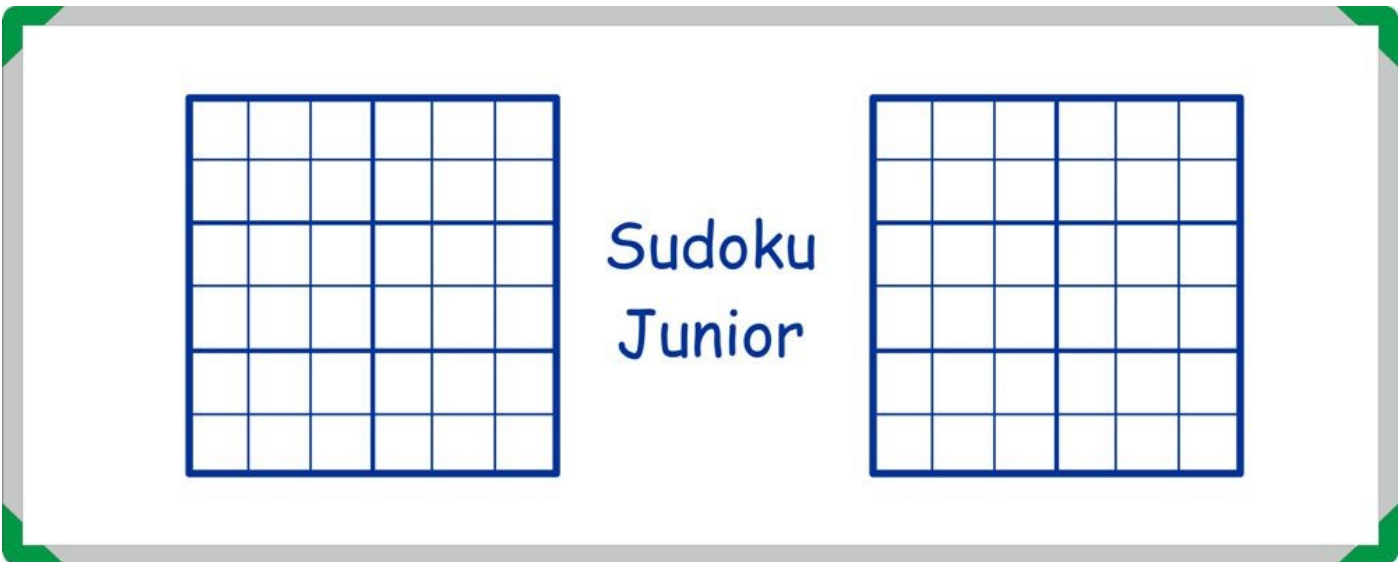


# HDPE Seating - Game Top Picnic Tables

## Double Dry Wipe Noughts and Crosses



## Double Sudoku Junior



## Plain Dry Wipe Table Top





# HDPE Seating - Animal Themed Seating

## Mini Beast Backless Bench

- Available in 1200mm and 1800mm Lengths



- Available in Ladybird, Bumble Bee, Snail and Caterpillar

## Animal Backless Bench

- Available in 1200mm and 1800mm Lengths



- Available in Frog, Hedgehog, Turtle and Squirrel



# HDPE Seating - Animal Themed Seating

## Farmyard Backless Bench

- Available in 1000mm and 1600mm Lengths



- Available in Horse, Sheep, Cow and Pig

## Farmyard Animal Stools


- Seat Height 300mm



- Available in Horse, Sheep, Cow and Pig

## Animal Bench

- Available in 1200mm and 1800mm Lengths



Available in either  
Giraffe or Dinosaur  
designs







Main Office: 01949 861 486  
Website: [www.premierplaysolutions.co.uk](http://www.premierplaysolutions.co.uk)  
Email: [info@premierplaysolutions.co.uk](mailto:info@premierplaysolutions.co.uk)

